

A letter from the Heads of Schools

Dear parents and carers,

As we move towards the close of another school year, we would like to give our heartfelt thanks to you for your continued support. We have made fantastic progress again this year and it has been wonderful to receive so many positive comments from parents and carers during recent school events such as the 'Year 6 Leavers Assembly,' 'EYFS Graduation' event, and our 'Meet the Class Team' afternoon.

Both schools really are special places, and this is because we have wonderful pupils, fantastic families, and a truly dedicated staff team.

It is with regret that we're saying goodbye to some wonderful colleagues this year. We wish them all the best and thank them for their commitment to our schools and their relentless focus on making sure your children have the very best education.

But, we are also looking forward to welcoming new staff to our schools, including Angela Boast who is taking on the role of Deputy Head of School at Manor.

We're also saying goodbye to a group of incredible Year 6 pupils. The progress that they've made over the years is remarkable and they're now relishing the next chapter of their lives. We wish them the very best and hope that they (and their families) will stay in touch and remain part of the Manor and Avenue Schools family.

We're hugely proud of all of your children. They are an absolute credit to our schools and to you as parents and carers. We are looking forward to working with you in September and are confident that the schools will continue to go from strength to strength with your support.

Have a brilliant Summer!!

Yours Sincerely,
Steve Thompson and Kate Campbell



- The children in Cherry class enjoyed exploring all of the main areas of the Science Museum’s garden including construction, light, sound and water, but water was definitely the favourite. Whilst playing they were also learning about floating and sinking; full and empty, and wet and dry concepts



- Congratulations to our first group of parents to complete their Makaton Follow-Up Workshop with our Local Makaton Tutor, Rebecca May. Using signs and/or symbols can be a great way to support your children’s communication development at home. If you are interested in learning Makaton in the 2018-19 academic year, please call the school and ask to speak to Ellie.

The Imaginarium



- Thank you to the children and families who came to our annual Summer Fair, and the staff who volunteered their time to help! We had a lot of fun activities for people to take part in, and thanks to donations from Fenwick, Gambados, Queens Park Pitch & Putt, The Wetland Centre, and more, we raised an astonishing £1,610 for our Imaginarium Project! Thank you, everyone!



- Monday 3rd and Tuesday 4th September: School closed, Staff training days
- Wednesday 5th September: School open, Autumn Term begins
- Monday 22nd – Friday 26th October: School closed, Half Term Holiday

Summer Holiday Activity Idea: Homemade Playdough

You will need:

- 2 cups plain flour (all purpose)
- 2 tablespoons vegetable oil
- ½ cup salt
- up to 1.5 cups boiling water (adding bit by bit until it feels just right)
- food colouring (optional – this really can get messy!)

You might also want to use some household items like child-friendly cookie cutters and rolling pins to make shapes with the play dough.

What to do:


- Mix the flour, salt and oil in a large bowl
- If you're using food colouring, add it to the boiling water then carefully pour into the flour mixture (this must be done by an adult!)
- Stir until it forms a sticky dough
- Take it out of the bowl and knead it for a couple of minutes until all of the stickiness has gone.
- Keep kneading until it's the perfect consistency! If it's still sticky add a little more flour until just right.




PODD (Pragmatic Organised Dynamic Display)

Pupils in several classes have been learning to use Aided Language Stimulation boards to communicate by pointing to symbols. The adults spend a lot of time modelling how to do this in many different activities, to show the children how they can communicate about what they are doing. We will be working on this in lots of classes next year as well. If you think this might be good for your child, the Speech and Language Therapy team can advise you, and help you to introduce this into your home – contact your assigned therapist in September for more information!


Top Tips




**Speech and Language
Therapy**




Top Tips




Join your child's play, follow their lead
and show them how to do more






Make opportunities for your
child to ask for things


Show your child new words, signs or symbols
with the system they use to communicate



10

Give your child time to respond -
wait and count to 10 in your head!





If your child makes a mistake, model the
correct way but don't make them repeat it